


GOOD COUNSEL COLLEGE

Coláiste na Dea-Chomhairle

New Ross, Co. Wexford



September 28th 2017

Dear Parent/Guardian

We have just introduced an online payments facility hosted through 'Easypayments' which is accessible through our school website www.goodcounselcollege.ie.

Over the past two years, in conjunction with our Parents Association, we have been examining means of reducing the amount of cash that your sons are carrying into school. This is the most recent effort to do so. We will initially trial it in a number of areas such as payments for evening study and Technology. It will be rolled out incrementally to other payments throughout the year.

Very soon, we will be making our Eportal system accessible to you which will include information about your son's timetable, attendance, academic performance and behaviour. Once our network and IT systems are fully tested in this area we will be in contact about this exciting development in real-time communication for parents.

The following pages give a brief summary of the system and highlights the steps involved in setting up your account and using the system. Should you have any queries regarding use of the system please do not hesitate to contact the school office.

Kind regards




Mark O'Brien

Principal



Aidan O'Brien

Deputy Principal



PJ Walsh

Deputy Principal



Easy Payments Plus

Online School Payment Facility

We have introduced a facility to allow you to pay school expenses securely online with your debit or credit card.



*****We would encourage ALL parents to avail of this facility*****

ACTIVATION – PLEASE ACTIVATE YOUR ACCOUNTS AS PROMPTLY AS POSSIBLE:

- Click on the Easy Payments Plus button on the school's website.
- Select **Activate Account** on the menu at the top of the screen.
- You are asked for your mobile phone number and surname.
- You will then receive an activation code via text message to your phone.
- Input this code together with your email address and a password to activate your account.
- You can then use this email address and password to login and make payments.

PAYMENT

- Go to the school's website and select the Easy Payments Plus button.
- Login using the email address and password you input during account activation.
- Follow the instructions to select the item(s) to pay and enter your card details.
- You will receive a receipt via email for every payment you make.
- From then on you can login to your account at any time and look at payments you have made and any instalments you have setup.

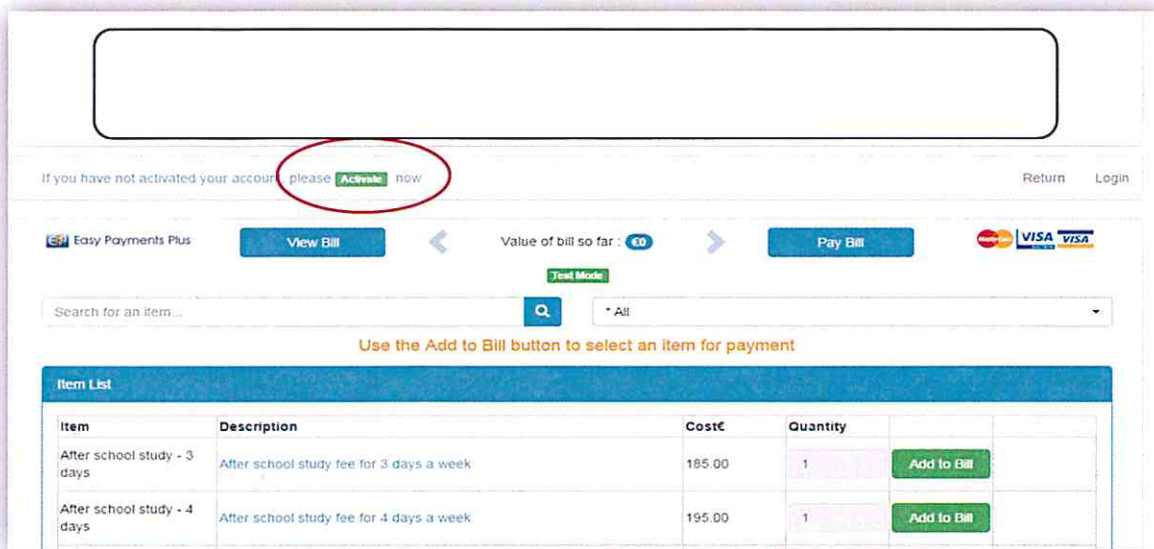
SECURITY

- All payments are processed using SSL (Secure Socket Layer) technology, which ensures the security of the transaction as it is being processed.
- All payments are processed by a PCI (Payment Card Industry) compliant payment processor, which ensures all card holder's data is managed securely.




If you have any questions please do not hesitate to contact the school.

How does a parent activate their account?

1. Go to the school's website.
2. Click on **Activate** button.



If you have not activated your account, please **Activate** now. [Return](#) [Login](#)

Easy Payments Plus [View Bill](#) Value of bill so far: €0 [Pay Bill](#)   

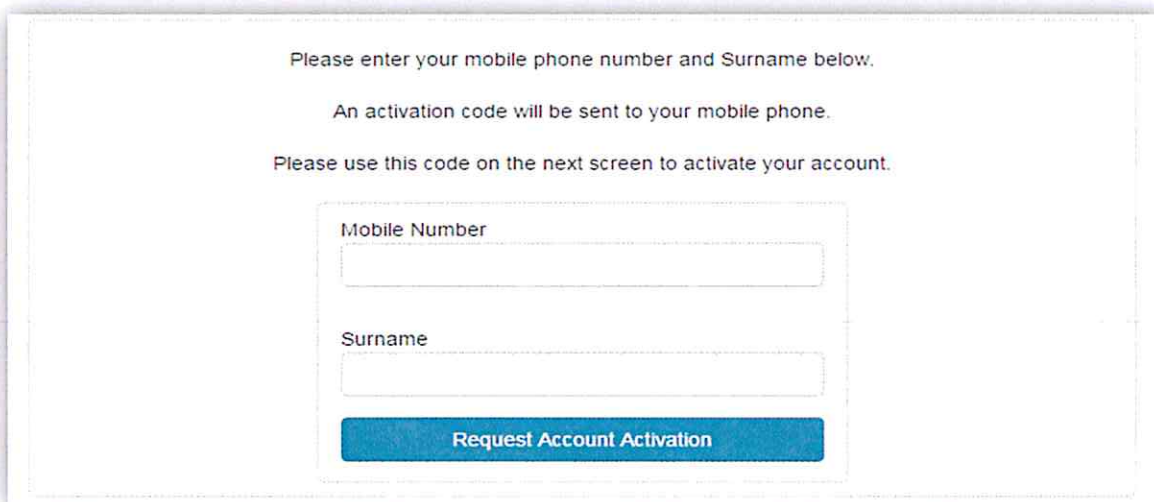
[Test Mode](#)

Search for an item... * All

Use the Add to Bill button to select an item for payment

Item	Description	Cost€	Quantity	
After school study - 3 days	After school study fee for 3 days a week	185.00	1	Add to Bill
After school study - 4 days	After school study fee for 4 days a week	195.00	1	Add to Bill

3. Input mobile number and surname (as per the school's records).



Please enter your mobile phone number and Surname below.

An activation code will be sent to your mobile phone.

Please use this code on the next screen to activate your account.

Mobile Number

Surname

[Request Account Activation](#)

4. Easy Payments Plus will try to match the above data against the school's EPP database. If a match is successful, then the parent will be texted a code to their mobile phone.

5. The parent then completes their account activation by inputting the data on the screen below:

Mobile Number
0872856490

E-Mail Address

Activation Code

New Password

Retype New Password

ON
Tick if you want to receive text notifications from Demo Account Secondary Schools

ON
Tick if you want to receive email notifications from Demo Account Secondary Schools

ON
Select if you want to receive news and offers from Easy Payments Plus

Activate Account